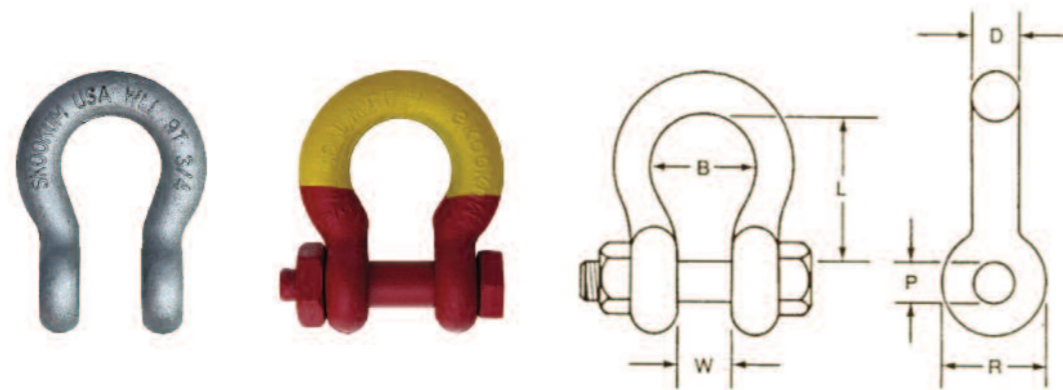


6.13 Skookum Shackle #320

Part no.	Dimensions and WLL							
	Size inch	WLL *ton	Bolt size P (mm)	Body dia D	Jaw gap W	Inside bow B	Inside L (mm)	
SS5BBN	1/2	5	16	16	22.5	35	51	
SS7BBN	5/8	7	19	19	27.5	44.5	64	
SS9BBN	3/4	9	22	22	33	51.5	73.5	
SS7B	5/8	7	19	19	27.5	44.5	64	Galvanised and drilled to fit 20mm pin
SS9B	3/4	9	22	22	33	51.5	73.5	Galvanised and drilled to fit 20mm pin

*SF 5:1




Fibre & Wire Rope



500 ton MBL sling at early stage construction.

We have a wealth of experience in hand splicing both steel wire ropes and the various different constructions of fibre ropes.

Employing specialist Dyneema splicer's, we offer a professional service on requirements for high strength ropes.



500 ton MBL slings completed production.




13 ton SWL cargo net ready to ship.

We manufacture bespoke netting products to client requirements and designed to suit a particular application.

These can include subsea debris recovery nets, cargo nets and gangway safety nets.

7.01 3 Strand Twisted Polypropylene Splitfilm

Part no.	Diam. Ø mm	Circ. inch	Weight kg/100m	Min. breaking load	
				T	kN
RL6PP	6	-	1.7	0.6	5.9
RL8PP	8	-	3	1.06	10.4
RL10PP	10	-	4.5	1.56	15.3
RL12PP	12	-	6.5	2.21	21.7
RL14PP	14	-	9	3.05	29.9
RL16PP	16	-	11.5	3.77	37
RL18PP	18	-	14.8	4.81	47.2
RL20PP	20	-	18	5.8	56.9
RL22PP	22	-	22	6.95	68.2
RL24PP	24	3	26	8.12	79.7
RL26PP	26	-	30.5	9.4	92.2
RL28PP	28	3 1/2	35.5	10.7	105



7.02 3 Strand HSCP / Danline

Part no.	Diam. Ø mm	Circ. inch	Weight kg/100m	Min. breaking load	
				T	kN
RL10PS	10	-	4.5	2	19.6
RL12PS	12	-	6.5	2.9	28.4
RL14PS	14	-	9	3.9	38.3
RL16PS	16	-	11.5	4.9	48.1
RL18PS	18	-	14.8	6.3	61.8
RL20PS	20	-	18	7.6	74.5
RL22PS	22	-	22	9.2	90.2
RL24PS	24	3	26	10.5	103
RL26PS	26	-	30.5	12.6	124
RL28PS	28	3 1/2	35.5	14.5	142
RL30PS	30	-	40.5	16.4	161
RL32PS	32	4	46	18.5	181
RL34PS	34	-	52	20.8	204
RL36PS	36	4 1/2	58.5	23.3	228
RL38PS	38	-	65.5	26.2	257
RL40PS	40	5	72	28	275



7.03 3 Strand Twisted Nylon


Part no.	Diam. Ø mm	Circ. inch	Weight kg/100m	Min. breaking load	
				T	kN
RL6TN	6	-	2.25	0.75	7.4
RL8TN	8	1	4	1.35	13.2
RL10TN	10	1 1/4	6.2	2.08	20.4
RL12TN	12	1 1/2	8.9	3	29.4
RL14TN	14	1 3/4	12.2	4.1	40.2
RL16TN	16	2	15.8	5.3	52
RL18TN	18	2 1/4	20	6.7	65.7
RL20TN	20	2 1/2	24.5	8.3	81.4
RL22TN	22	2 3/4	30	10	98
RL24TN	24	3	35.5	12	118
RL26TN	26	-	42	14	137
RL28TN	28	3 1/2	48.5	15.8	155
RL30TN	30	-	55.5	17.7	174
RL32TN	32	4	63	20	196



7.04 8 Strand Plaited Polypropylene Splitfilm

Part no.	Diam. Ø mm	Circ. inch	Weight kg/100m	Min. breaking load	
				T	kN
RL40PPP	40	5	72	20.5	201
RL44PPP	44	5 1/2	88	24.6	242
RL48PPP	48	6	104	28.6	280
RL52PPP	52	6 1/2	122	33.1	325
RL56PPP	56	7	142	37.8	371
RL60PPP	60	7 1/2	163	43.3	425
RL64PPP	64	8	185	48.9	480
RL68PPP	68	8 1/2	209	55	540
RL72PPP	72	9	234	61.4	603
RL76PPP	76	9 1/2	261	68.1	668
RL80PPP	80	10	290	75.6	741
RL88PPP	88	11	351	90.1	890
RL96PPP	96	12	417	107	1050
RL104PPP	104	13	490	123	1205
RL112PPP	112	14	570	142	1391
RL120PS	120	15	650	163	1597

Available in 110m / 220m coils spliced with protected eyes each end.



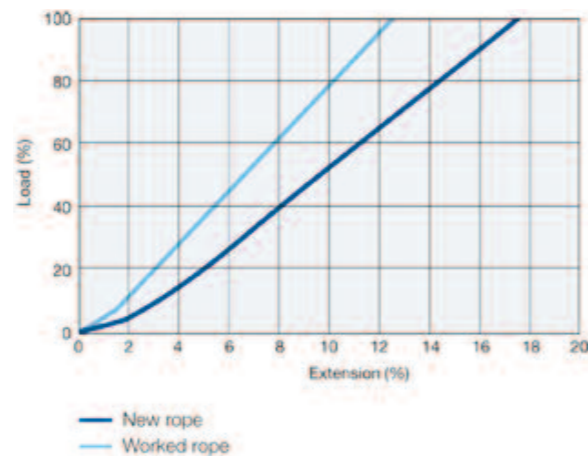
Properties

Relative density 0.91 (floats)
Temperature resistance Perfect for use between -30°C and +100°C
 Melting point 170°C
UV resistance Best colours are black and ferric oxide (twine brown)
 Fully stabilised on request
Extension Circa 18% at break
Flexibility Feels rather hard
Chemical resistance Resistant to alkalis, acids and oil

Length measured under reference tension according to EN ISO 9554

Typical applications

Mooring hawsers and springs for ships - Border-rope for sport nets, protection nets and fishing nets - Hoisting slings - Seizing and tying rope



7.05 8 Strand HSCP / Danline

Part no.	Diam. Ø mm	Circ. inch	Weight kg/100m	Min. breaking load	
				T	kN
RL48PPS	48	6	104	39.5	387
RL52PPS	52	6 1/2	122	45.5	446
RL56PPS	56	7	142	52	510
RL60PPS	60	7 1/2	163	59.5	583
RL64PPS	64	8	185	67.6	662
RL68PPS	68	8 1/2	209	76	745
RL72PPS	72	9	234	84.5	829
RL76PPS	76	9 1/2	261	94	922
RL80PPS	80	10	290	104	1020
RL88PPS	88	11	351	125	1226
RL96PPS	96	12	417	148	1451
RL104PPS	104	13	490	173	1701
RL112PPS	112	14	570	201	1971

Available in 110m / 220m coils spliced with protected eyes each end.

Properties

Relative density 0.92 (floats)
Temperature resistance Suitable for use down to -30°C and up to 100°C
 Melting point 170°C
UV resistance Good - fully stabilised
Extension Breaking stretch of about 18% when new -
 Recovery after load is good and stretch is even
Flexibility Superior handling characteristics, fibres do not absorb water and remain flexible when wet
Chemical resistance Good resistance to alkalis, acids and oil

Length measured under reference tension according to EN ISO 9554

Typical applications

Ship's mooring-towage - Messenger/pick-up lines - Slings



7.06 8 Strand Plaited Nylon

Part no.	Diam. Ø mm	Circ. inch	Weight kg/100m	Min. breaking load	
				T	kN
RL40PN	40	5	99	30	294
RL44PN	44	5 1/2	120	35	351
RL48PN	48	6	142	42	412
RL52PN	52	6 1/2	166	48.8	479
RL56PN	56	7	193	56	549
RL60PN	60	7 1/2	221	63.8	626
RL64PN	64	8	252	72	706
RL68PN	68	8 1/2	284	80.1	792
RL72PN	72	9	319	90	882
RL76PN	76	9 1/2	355	100	979
RL80PN	80	10	394	110	1078
RL88PN	88	11	477	131	1284
RL96PN	96	12	568	154	1510

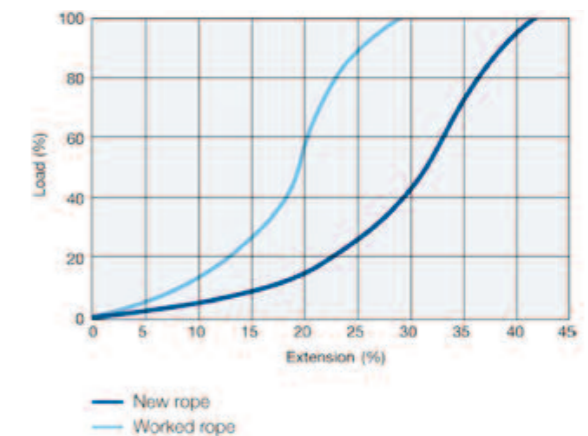
Properties

Relative density 1.14
Temperature resistance Can be used below 0°C
 Melting point 218°C (Nylon 6)
UV resistance Excellent - fully stabilised
Extension Breaking stretch of 43%
 A lot of energy is stored in the rope - mind the security of people
Flexibility Soft and flexible - becomes harder in use (water uptake ±10%)
Chemical resistance Good resistance to alkalis - limited to acids

Length measured under reference tension according to EN ISO 9554

Typical applications

Hawsers for ship's mooring - Towing & mooring springs - General purpose



7.07 8 Strand Polyester

Part no.	Diam. Ø mm	Circ. inch	Weight kg/100m	Min. breaking load	
				T	kN
RL40PES	40	5	99	30	294
RL44PES	44	5 1/2	120	35	351
RL48PES	48	6	142	42	412
RL52PES	52	6 1/2	166	48.8	479
RL56PES	56	7	193	56	549
RL60PES	60	7 1/2	221	63.8	626
RL64PES	64	8	252	72	706
RL68PES	68	8 1/2	284	80.1	792
RL72PES	72	9	319	90	882
RL76PES	76	9 1/2	355	100	979
RL80PES	80	10	394	110	1078

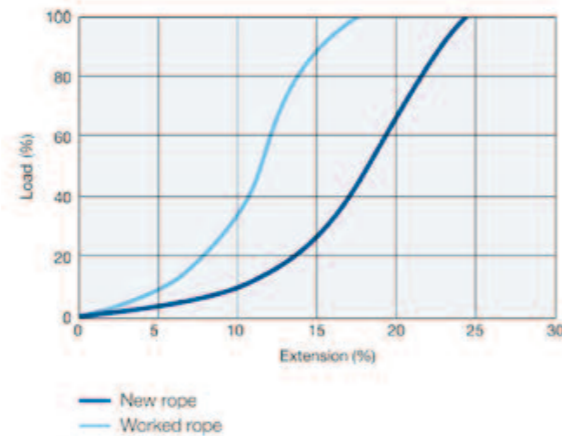
Properties

Relative density 1.38
 Temperature resistance Flexible down to -40°C
 Melting point 260°C
 UV resistance Excellent - fully stabilised
 Extension Breaking stretch of ± 24% wet or dry
 Flexibility Remains flexible - no water absorption
 Chemical resistance Good - except to alkalis

Length measured under reference tension according to EN ISO 9554

Typical applications

Hawsers for ship's mooring - Towing and mooring springs - General purpose



7.08 Euroflex®

Part no.	Diam. Ø mm	Circ. inch	Weight kg/100m	MBF kN
RL40PEF	40	5	102	411
RL44PEF	44	5 1/2	124	493
RL48PEF	48	6	148	583
RL52PEF	52	6 1/2	173	680
RL56PEF	56	7	201	784
RL60PEF	60	7 1/2	231	896
RL64PEF	64	8	263	1010
RL68PEF	68	8 1/2	296	1140
RL72PEF	72	9	332	1270
RL76PEF	76	9 1/2	370	1410
RL80PEF	80	10	411	1550
RL88PEF	88	11	497	1870
RL96PEF	96	12	590	2210
RL104PEF	104	13	689	2570
RL112PEF	112	14	803	2970
RL120PEF	120	15	923	3380
RL128PEF	128	16	1050	3830
RL136PEF	136	17	1187	4300
RL144PEF	144	18	1334	4800

Properties

Specific gravity 1.14
 UV resistance Good
 Abrasion resistance Very good
 Chemical resistance Good
 Melting point Approx. 165°C/265°C
 Construction 8-strand plaited
 TCLL value 79.6%
 Colour White
 Marker yarn Yellow
 Water absorption <0.5%



7.09 Lanko® Force

Part no.	Diam. Ø mm	Circ. inch	Weight kg/100m	MBF kN
RL6LF	6	3/4	2.2	35
RL8LF	8	1	4	62
RL10LF	10	1 1/4	6	97
RL12LF	12	1 1/2	9.3	137
RL14LF	14	1 3/4	10	184
RL16LF	16	2	14	244
RL18LF	18	2 1/4	18	303
RL20LF	20	2 1/2	21.5	374
RL22LF	22	2 3/4	28	450
RL24LF	24	3	33.5	533
RL26LF	26	3 1/4	37.5	612
RL28LF	28	3 1/2	43.5	701
RL30LF	30	3 3/4	51.5	789
RL32LF	32	4	59	887
RL34LF	34	4 1/4	65	991
RL36LF	36	4 1/2	71	1076
RL38LF	38	4 3/4	80	1191
RL40LF	40	5	88	1314
RL44LF	44	5 1/2	109	1559
RL48LF	48	6	126	1853
RL52LF	52	6 1/2	149	2160
RL56LF	56	7	176	2490
RL60LF	60	7 1/2	202	2820
RL64LF	64	8	230	3210
RL68LF	68	8 1/2	254	3610
RL72LF	72	9	290	4010
RL80LF	80	10	358	4510
RL88LF	88	11	430	5320
RL96LF	96	12	510	6230
RL104LF	104	13	600	6800
RL112LF	112	14	695	7810
RL120LF	120	15	798	8870
RL128LF	128	16	910	9970
RL136LF	136	17	1030	11100
RL144LF	144	18	1150	12400

Properties

Specific gravity 0.98
 UV resistance Excellent
 Abrasion resistance Excellent
 Chemical resistance Good
 Melting point Approx. 147°C
 Construction 12-strand plaited
 TCLL value 100%
 Colour White
 Water absorption 0%
 With jacket Polyester (R-10)
 TIPTO® (R-11)
 Dyneema® (R-12)




7.10 Lanko® Force with Polyester Jacket

Part no.	Diam. Ø mm	Circ. inch	Weight kg/100m	MBF kN
RL20LFC	20	2 1/2	26.1	267
RL22LFC	22	2 3/4	31	332
RL24LFC	24	3	35	409
RL26LFC	26	3 1/4	42.6	492
RL28LFC	28	3 1/2	49	583
RL30LFC	30	3 3/4	55.8	670
RL32LFC	32	4	64.5	767
RL34LFC	34	4 1/4	73.2	863
RL36LFC	36	4 1/2	81.4	970
RL38LFC	38	4 3/4	89.2	1084
RL40LFC	40	5	97	1177
RL42LFC	42	5 1/4	104	1303
RL44LFC	44	5 1/2	122	1544
RL48LFC	48	6	139	1782
RL52LFC	52	6 1/2	164	2141
RL56LFC	56	7	195	2283
RL60LFC	60	7 1/2	221	2635
RL64LFC	64	8	248	2983
RL68LFC	68	8 1/2	286	3508
RL72LFC	72	9	319	3938

Properties

Specific gravity 1.06
 UV resistance Excellent
 Abrasion resistance Very good
 Chemical resistance Good
 Melting point Approx. 147°C
 Melting point jacket Approx. 265°C
 Construction 12-strand with jacket
 TCLL value 100%
 Colour White
 Marker yarn Blue
 Water absorption 0%
 With jacket TIPTO® (R-11)
 Dyneema® (R-12)



7.11 Plasma® 12 Strand

Plasma® 12 strand is manufactured from High Modulus Polyethylene (HMPE) that has been enhanced by Cortland's patented recrystallization process. This process is especially effective in medium to large diameter ropes where strengths are over 50% higher and creep is significantly less than that of standard Spectra® 12 strand.

Plasma® 12 strand is delivered standard with a polyurethane finish and is easily spliced using a simple lockstitch type splice, 4-3-2 or 5-4-3 Tuck Splice. Its soft, torque free braided construction provides easy handling.

Features & Benefits

- Highest strength
- Lowest stretch
- Low creep
- Soft hand
- Torque-free
- Easy splicing
- Floats

Applications

- Replacement for wire rope
- Vessel mooring lines
- Inland river barge lines
- Lifting slings
- Recreational vehicle winch lines
- Utility winch and pulling lines
- Theatrical rigging

Properties

Specific gravity	0.98*
Melting point	284°F (140°C)
Critical temp.	150°F (65°C)
Coefficient of friction	0.09-.012*
Elongation at break	4%-5%
Fiber water absorption	0%
UV resistance	Moderate
Wet abrasion	Superior
Dry abrasion	Superior

*Value based on data supplied by the fiber manufacturer for new, dry fiber.

Part no.	Diam. Ø mm	Circ. inch	Approx. weight		Min. tensile strength	
			lbs/100ft	kg/100m	lbs	Te (tonnes)
RPS6P	6	3/4	1.6	2.4	8,000	3.6
RPS8P	8	15/16	2.5	3.7	11,700	5.3
RPS9P	9	1 1/8	3.7	5.5	17,500	7.9
ABS and DNV Type Approved Sizes						
RPS11P	11	1 1/4	4.2	6.3	21,000	9.5
RPS12P	12	1 1/2	6.4	9.5	31,300	14.2
RPS14P	14	1 3/4	7.9	11.8	37,900	17.2
RPS16P	16	2	10.6	15.8	51,400	23.3
RPS18P	18	2 1/4	13.3	19.8	68,500	31.1
RPS20P	20	2 1/2	15.9	23.7	74,000	33.6
RPS22P	22	2 3/4	19.6	29.2	92,600	42
RPS24P	24	3	23.4	34.8	110,000	49.9
RPS26P	26	3 1/4	27.5	40.9	129,200	58.6
RPS28P	28	3 1/2	31.9	47.5	147,000	66.7
RPS30P	30	3 3/4	36.2	53.9	165,000	74.9
RPS32P	32	4	41.7	62.1	196,000	88.9
RPS36P	36	4 1/2	51.7	76.9	221,000	100.3

Tensile Strengths are determined in accordance with Cordage Institute 1500.2. Test Methods for Fiber Rope. Minimum Tensile Strength (MTS) published assumes spliced eye terminations at each end of the rope. Weights actually calculated at linear density under stated preload (200d2) plus 4%. Diameter and circumference size published is nominal and reflects rope size after loading (10 cycles) to 50% of MTS. See reverse side for application and safety information. Spectra® is a Trademark of Honeywell.



7.12 Plasma® 12x12

Plasma® 12x12 is a 12-strand braided rope in which each of the 12 strands is, in turn, a 12-strand rope, or braided primary strand. Plasma® is manufactured from High Modulus Polyethylene (HMPE) that has been enhanced by Cortland's patented recrystallization process. This process is especially effective in medium to large diameter ropes because it creates strengths that are over 50% higher with significantly lower creep compared to standard Spectra 12 strand.

This patented construction addresses the most critical properties of the fibres to provide a very high strength translation efficiency for larger ropes. This design allows for long lay lengths, making rope that is more flexible for bending applications, easy to inspect, and can be quickly spliced using standard 12 strand splicing techniques. Plasma® 12x12 is supplied with our standard polyurethane finish, although other coatings can be applied to suit specific applications.

Features & Benefits

- World's strongest rope for its weight
- Long lengths available
- High flex fatigue and abrasion resistance
- Easy to splice, inspect, and repair
- Neutrally buoyant in water
- Select sizes are ABS & DNV type approved

Applications

- Replacement for wire rope heavy lift slings
- Tug vessel assist lines
- Vessel mooring lines
- Offshore working ropes
- Lashings



Part no.	Diam. Ø mm	Circ. inch	Approximate weight		Min. tensile strength spliced rope		Min. tensile strength ISO unspliced rope	
			lbs/100ft	kg/100m	lbs	MT (tonnes)	lbs	MT (tonnes)
ABS and DNV type approved sizes - up to 4" diameter (96mm)								
RPS40P	40	5	66	98	291,000	132	323,300	147
RPS44P	44	5 1/2	78	117	314,000	142	348,900	158
RPS48P	48	6	91	136	355,000	161	392,450	178
RPS52P	52	6 1/2	109	162	428,000	194	475,600	216
RPS56P	56	7	122	182	481,000	218	534,400	242
RPS60P	60	7 1/2	148	220	530,000	240	588,900	267
RPS64P	64	8	167	249	596,000	270	662,200	300
RPS68P	68	8 1/2	187	278	660,000	299	733,300	333
RPS72P	72	9	214	319	780,000	354	866,700	393
RPS76P	76	9 1/2	235	350	850,000	386	944,400	428
RPS80P	80	10	261	388	940,000	426	1,045,400	474
RPS84P	84	10 1/2	298	443	1,108,000	503	1,231,000	559
RPS88P	88	11	324	482	1,250,000	567	1,388,900	630
RPS92P	92	11 1/2	343	510	1,317,000	598	1,463,000	664
RPS96P	96	12	394	586	1,520,000	690	1,689,000	766
RPS100P	100	12 1/2	457	679	1,622,000	736	1,802,000	818
RPS104P	104	13	514	765	1,697,000	770	1,886,000	856
RPS108P	108	13 1/2	530	789	1,827,000	829	2,030,000	921
RPS112P	112	14	546	812	1,880,000	853	2,089,000	948
RPS116P	116	14 1/2	587	873	1,927,000	874	2,141,000	971
RPS120P	120	15	606	902	2,069,500	939	2,299,000	1043
RPS124P	124	15 1/2	657	978	2,212,000	1004	2,458,000	1115
RPS128P	128	16	703	1046	2,355,000	1069	2,617,000	1187
RPS132P	132	16 1/2	749	1114	2,497,500	1133	2,775,000	1259
RPS136P	136	17	813	1210	2,640,000	1198	2,933,000	1331
RPS140P	140	17 1/2	871	1296	2,782,500	1262	3,092,000	1403
RPS144P	144	18	932	1386	2,925,000	1327	3,250,000	1475
RPS148P	148	18 1/2	985	1465	3,068,000	1392	3,409,000	1547
RPS152P	152	19	1038	1545	3,210,500	1457	3,567,000	1618
RPS156P	156	19 1/2	1103	1642	3,353,000	1521	3,726,000	1691
RPS160P	160	20	1159	1725	3,496,000	1586	3,884,000	1762
RPS164P	164	20 1/2	1227	1827	3,638,500	1651	4,043,000	1834
RPS168P	168	21	1284	1911	3,781,000	1716	4,201,000	1906
RPS172P	172	21 1/2	1334	1986	3,963,500	1798	4,404,000	1998
RPS176P	176	22	1392	2072	4,066,000	1845	4,518,000	2050
RPS180P	180	22 1/2	1452	2161	4,209,000	1910	4,677,000	2122
RPS184P	184	23	1527	2272	4,351,000	1974	4,835,000	2194
RPS188P	188	23 1/2	1589	2365	4,494,000	2039	4,993,000	2265
RPS192P	192	24	1653	2459	4,637,000	2104	5,152,000	2338
RPS196P	196	24 1/2	1732	2578	4,779,000	2168	5,310,000	2409
RPS200P	200	25	1798	2677	4,922,000	2233	5,469,000	2481

Size: Diameter and circumference are nominal. A new unused rope in relaxed state will measure larger; loading and use compacts ropes, sets splices and lessens rope size. This is especially prevalent in sizes above 4" diameter. Published nominal sizes from 4 1/8" and larger represent stabilized or preloaded size.

Weights: Published weights of sizes 1 5/8" - 4" diameter are calculated at linear density under stated preload (200d²) plus 4%. For this chart, sizes 4 1/8" - 8 1/4" diameter represent un-cycled, (non-stabilized) weights.

Tensile Strengths: Tensile Strength determined in accordance with Cordage Institute 1500 Test Methods for Fiber Ropes and ISO 2307.



7.13 AmSteel®-Blue

AmSteel®-Blue is a torque-free 12-strand single braid that yields the maximum in strength-to-weight ratio and, size for size, is the same strength as steel—yet it floats. AmSteel®-Blue outlasts wire 3:1, making it an excellent wire rope replacement. It has extremely low stretch and superior flex fatigue and wear resistance. Samthane coating enhances that already high abrasion and cut resistance.

Features & Benefits

- Fiber: 12-Strand single-braid construction of 100% Dyneema® SK-75 fiber with Samthane coating.
- Standard Colour: blue (also available by special order in red, green, orange, and silver/gray)
- Class 2 12-Strand splice
- Size for size, the same strength as steel
- Extremely low stretch
- Lightweight
- Floats
- Superior wear and flex fatigue
- Torque free
- UV stabilized
- Easily spliced
- Wire replacement
- Durable-outlasts wire
- Similar elastic elongation to wire rope
- Easily inspected or field spliced

Applications

- Competition Grade Running Rigging
- Kite/Wakeboard/Waterski Lines
- Trawl and Bridle Lines
- Wire Replacement - Non Jacketed
- High Performance Tug Lines
- Climbing and Rigging Accessories
- Pulling and Stringing Lines
- Winch Lines
- Low Stretch Support Lines (Wire Replacement)
- Horizontal Lifelines
- Logging
- Wire Replacement Ropes
- General Working Lines
- Rig Tow Lines



Part no.	Diam. mm	Circ. inch	lbs/ 100ft	kg/ 100m	Samson average strength		Samson minimum strength		ISO/BS EN919
					lbs	kg	lbs	kg	MT (tonnes)
RS2.5S	2.5	7/64	0.3	0.45	1,600	730	1,400	650	0.73
RS3S	3	1/8	0.5	0.74	2,500	1,100	2,300	1,000	1.1
RS4S	4	5/32	0.75	1.1	4,000	1,800	3,600	1,600	1.8
RS5S	5	3/16	1	1.5	5,400	2,400	4,900	2,200	2.4
RS6S	6	1/4	1.6	2.4	8,600	3,900	7,700	3,500	3.9
RS8S	8	5/16	2.7	4	13,700	6,200	12,300	5,600	6.2
RS9S	9	3/8	3.6	5.4	19,600	8,900	17,600	8,000	8.9
RS11S	11	7/16	4.2	6.2	23,900	10,800	21,500	9,800	10.8
RS12S	12	1/2	6.4	9.5	34,000	15,400	30,600	13,900	15.4
RS14S	14	9/16	7.9	11.8	40,500	18,400	36,500	16,500	18.4
RS16S	16	5/8	10.2	15.2	52,800	24,000	47,500	21,600	24
RS18S	18	3/4	13.3	19.8	64,400	29,200	58,000	26,300	29.2
RS20S	20	13/16	17	25.3	82,000	37,200	73,800	33,500	37.2
RS22S	22	7/8	19.6	29.2	90,800	41,200	81,700	37,100	41.2
RS24S	24	1	21.8	32.4	109,000	49,400	98,100	44,500	49.4
RS26S	26	11/16	27.5	40.9	131,000	59,400	118,000	53,500	59.4
RS28S	28	1 1/8	31.9	47.5	148,000	67,100	133,000	60,400	67.1
RS30S	30	1 1/4	36.2	53.9	165,000	74,800	149,000	67,400	74.8
RS32S	32	1 5/16	41.8	62.2	184,000	83,500	166,000	75,100	83.5
RS34S	34	1 3/8	45	67	205,000	93,000	185,000	83,700	93
RS36S	36	1 1/2	51.7	76.9	228,000	103,000	205,000	93,100	103
RS38S	38	1 9/16	57.6	85.7	254,000	115,000	229,000	104,000	115
RS40S	40	1 5/8	65.2	97	283,000	128,000	255,000	116,000	128
RS42S	42	1 11/16	71	106	307,000	139,000	276,000	125,000	139
RS44S	44	1 3/4	78.4	117	335,000	152,000	302,000	137,000	152
RS48S	48	2	87	129	381,000	173,000	343,000	156,000	173
RS50S	50	2 1/16	95	141	418,000	190,000	376,000	171,000	190
RS52S	52	2 1/8	109	162	457,000	207,000	411,000	187,000	207
RS56S	56	2 1/4	116	173	537,000	244,000	483,000	219,000	244
RS60S	60	2 1/2	148	220	588,000	267,000	529,000	240,000	267
RS64S	64	2 5/8	167	248	662,000	300,000	596,000	270,000	300
RS68S	68	2 3/4	187	278	735,000	333,000	662,000	300,000	333
RS72S	72	3	206	307	832,000	377,000	749,000	340,000	377
RS76S	76	3 1/8	228	339	920,000	417,000	828,000	376,000	417
RS80S	80	3 1/4	240	357	1,007,000	457,000	906,000	411,000	457
RS82S	82	3 3/8	265	394	1,200,000	508,000	1,008,000	457,000	508
RS86S	86	3 1/2	295	439	1,170,000	531,000	1,053,000	478,000	531
RS88S	88	3 5/8	340	506	1,459,000	662,000	1,313,000	596,000	662
RS92S	92	3 3/4	362	539	1,627,000	738,000	1,464,000	664,000	738
RS96S	96	4	399	594	1,819,000	825,000	1,637,000	743,000	825
RS104S	104	4 1/4	452	673	2,029,000	920,000	1,826,000	828,000	920
RS110S	110	4 1/2	504	750	2,246,000	1,019,000	2,021,000	917,000	1,019
RS112S	112	4 5/8	551	820	2,462,000	1,117,000	2,216,000	1,005,000	1,117
RS120S	120	5	609	906	2,690,000	1,220,000	2,421,000	1,098,000	1,220

7.14 DYNICE 75

Weight and strength of 12-strand braided ropes

DYNICE Rope Constructions

Hampidjan's DYNICE 75 ropes are made from DSM's Dyneema® SK75 fibres. The main focus is on the 12-strand braided ropes which have proven very popular for their roundness and smooth surface. These ropes combine good strength retention with good flexibility and dynamic properties. Termination is easy through splicing where up to 90% of linear strength is retained.

Three basic types are being offered:

- DYNICE 75 12-strand braided rope
- DYNICE 75 with braided cover
- DYNICE 75 Cable Rope


The 12-strand ropes are also available with partial braided cover when required. The ropes are produced in all diameters according to table. For rugged environments and when stiffer or longer, unspliced ropes are required, the DYNICE rope with a braided cover is an alternative. Ropes made of several parallel braided ropes in the core are easily spliced. The ropes are produced in diameters up to 250 mm.

Where extra protection against abrasion is needed, the DYNICE Cable Rope is a strong candidate. The Cable Rope consists of a 12-strand rope with an extruded plastic cover.

Dyneema SK75 Fibre Properties

Density	0.97 g/cm ³
Tenacity	3.5 N/tex
Modulus	120 N/tex
Elongation	3.7%
Melting point	144-152°C
Resistance to chemicals	Excellent
UV resistance	Good
Flexibility	Good

DYNICE DUX also available - details upon request.



Part no.	Diam. Ø mm	Weight kg/100m	Average breaking strength		Max. unspliced length m
			ton	kN	
RH3D75	3	0.58	1	10.3	4,500
RH4D75	4	1.1	2	20	2,500
RH5D75	5	1.61	3.5	34.3	3,800
RH6D75	6	2.3	4.2	40.8	3,200
RH8D75	8	3.8	6.7	65.5	2,000
RH10D75	10	6.1	10.7	105.4	1,200
RH12D75	12	9.3	16.4	161.1	5,300
RH14D75	14	12.5	21.8	214.3	4,100
RH16D75	16	16	27.4	269.3	2,500
RH18D75	18	20.7	35	343	2,100
RH20D75	20	25.2	41.9	411.1	1,700
RH22D75	22	30.5	50	490.8	1,400
RH24D75	24	35.6	57.8	567.4	1,200
RH26D75	26	41	65.7	644.5	1,000
RH28D75	28	46.5	73.8	724.4	900
RH30D75	30	51.5	80.9	793.4	750
RH32D75	32	56.7	88.3	866.3	660
RH34D75	34	62	95.7	938.3	600
RH36D75	36	67.2	102.9	1009.6	550
RH38D75	38	73	110.9	1087.9	500
RH40D75	40	79.3	119.8	1175	470
RH42D75	42	87.2	130.8	1283.1	430
RH44D75	44	94.3	140.7	1380.2	400
RH46D75	46	102.2	151.7	1488	370
RH48D75	48	111.9	165	1619.1	340
RH50D75	50	121.9	178.7	1753.2	310
RH52D75	52	132.2	192.7	1890	290
RH54D75	54	142.7	206.9	2029.4	270
RH56D75	56	153.6	221.3	2171.2	250
RH58D75	58	164.8	236	2315.2	230
RH60D75	60	176.4	251	2462.8	210
RH62D75	62	188.3	266.4	2613.8	200
RH64D75	64	200.7	282.2	2768.3	190
RH66D75	66	213.4	298.3	2926.1	180
RH68D75	68	226.5	314.7	3087	170
RH70D75	70	240	331.4	3251.1	160
RH72D75	72	254	348.4	3418.1	150
RH74D75	74	268.3	365.8	3588	140
RH76D75	76	283	383.4	3760.8	130
RH78D75	78	298	401.2	3936.2	120
RH80D75	80	313.5	419.4	4114.3	110
RH82D75	82	329.4	437.8	4294.8	105
RH84D75	84	345.7	456.5	4477.8	100

7.15 35x7 Compacted Non-Rotating Wire Ropes

Nominal diam.	Approx. diam.	Approx. length	Approx. length	Minimum breaking force (F _{min})				Axial stiffness at 20% of MBL
				Galvanised and ungalvanised				
				Rope grade				
				1960N/mm ²		2160N/mm ²		
mm	inch	kg/100m	kg/100m	kN	tonnes	kN	tonnes	MN
13	1/2	84.6	73.8	155	15.8	167	17	9
14	-	97.1	84.7	180	18.4	192	19.6	10
15	-	114	99.5	206	21	221	22.5	12
16	5/8	130	113	233	23.8	252	25.7	14
17	-	140	122	261	26.6	285	29.1	15
18	-	159	139	300	30.6	321	32.7	17
19	3/4	178	155	331	33.8	358	36.5	19
20	-	197	172	372	37.9	399	40.7	21
22	7/8	240	209	444	45.3	484	49.4	26
24	15/16	286	250	531	54.2	572	58.3	31
25.4	1	312	272	575	58.6	623	63.5	35
26	-	340	297	621	63.3	661	67.4	36
28	-	391	341	720	73.4	788	80.4	42
30	-	445	388	827	84.3	904	92.2	48
32	1 1/4	505	441	944	96.3	1035	105	55
34	-	574	501	1065	108	1156	118	62
36	-	644	562	1185	121	1286	131	69

This is just a sample of sizes available. Please email us with your exact requirements. We offer any diameter, length and required termination.



7.16 6x36WS + IWRC 1960 N/MM²

Diam. Ø mm	Weight kg/100m	MBF kN	Diam. Ø mm	Weight kg/100m	MBF kN	Diam. Ø mm	Weight kg/100m	MBF kN
8	25.7	44.7	22	196	338	46	852	1,480
9	32.9	56.5	24	233	402	48	926	1,610
10	40.2	69.8	26	173	472	50	986	1,740
11	48.4	84.4	28	319	547	51	1,020	1,810
12	58.2	100	30	355	628	52	1,070	1,890
13	68.3	118	32	407	715	54	1,160	2,030
14	79	137	34	459	807	56	1,240	2,190
15	88.9	157	36	514	904	58	1,330	2,350
16	101	179	38	572	1,010	60	1,430	2,510
18	128	226	40	639	1,120	62	1,560	2,680
19	148	252	42	704	1,230	64	1,620	2,860
20	163	279	44	780	1,350			

Properties
 Quality Galvanised
 Tensile strength 1960 N/mm²
 Total number of strands 13
 Total number of wires 265
 Type of core IWRC
 Number of outer wires 84
 Number of outer strands 6
 Type of lay Regular lay
 Direction of lay Right hand lay
 Greasing Yes
 On request Lang lay
 Ungalvanised
 Dry
 Left hand lay



Any diameter, construction and terminations for wire rope can be supplied. Please email us with your exact requirements.

Tools & Equipment